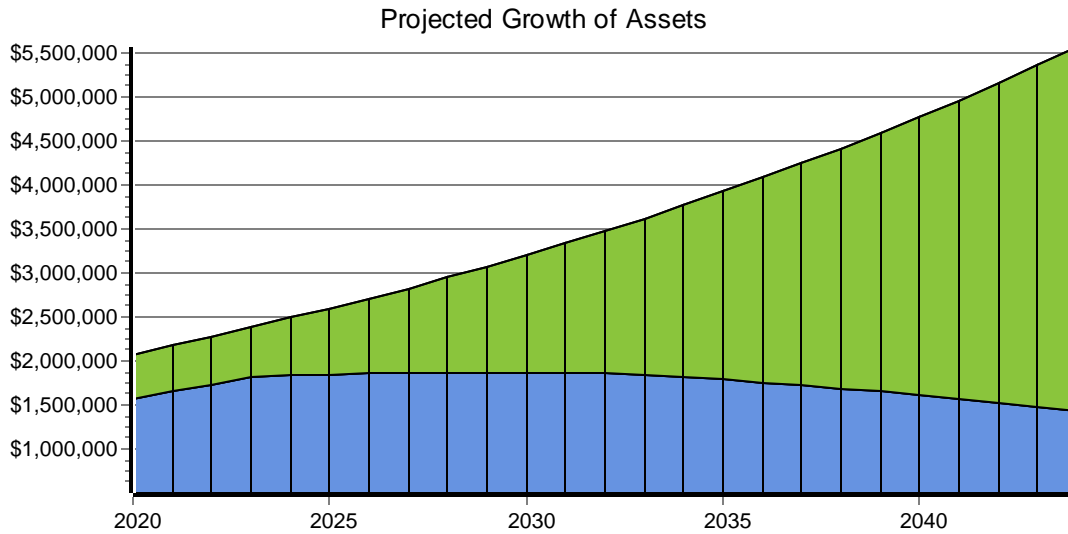


Prepared for Fred

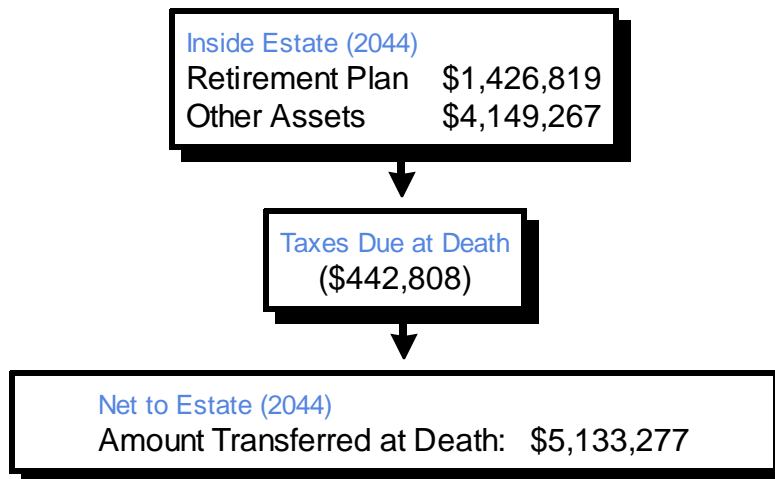
Lifetime Analysis



	<u>2020</u>	<u>2038</u>	<u>2044</u>
Retirement Plan	\$1,575,000	\$1,681,190	\$1,426,819
Other Assets	\$500,694	\$2,745,139	\$4,149,267

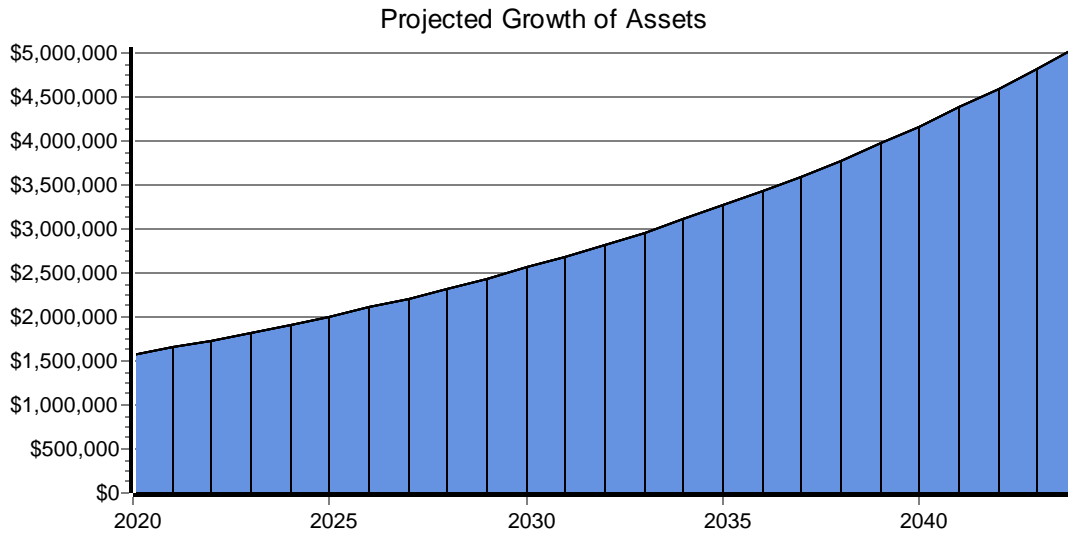
Analysis of Assets at Second Death (2044)

Value of possible additional deferral of distributions not included.



Prepared for Fred

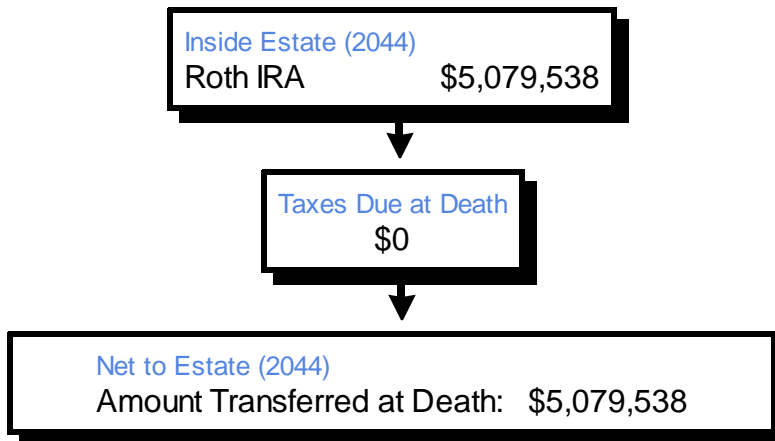
Lifetime Analysis



	2020	2038	2044
Roth IRA	\$1,575,000	\$3,790,429	\$5,079,538

Analysis of Assets at Second Death (2044)

Value of possible additional deferral of distributions not included.

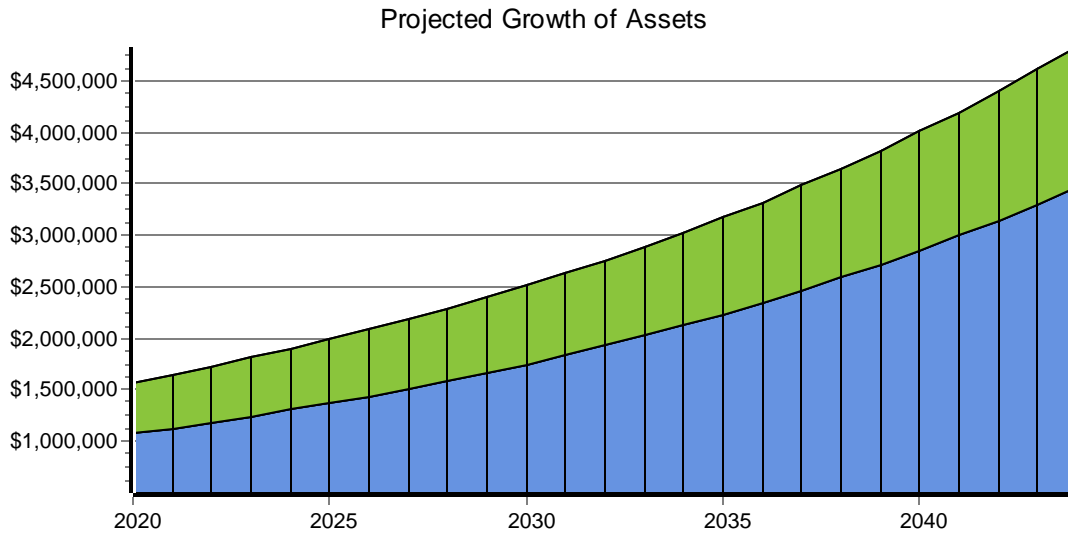


# Asset Analysis: Roth IRA Conversion, Tax Paid from Roth IRA

7/10/2020

Prepared for Fred

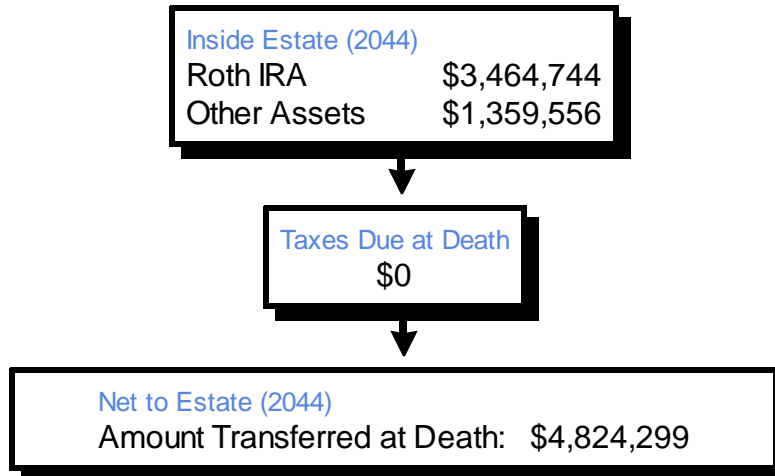
## Lifetime Analysis



	<u>2020</u>	<u>2038</u>	<u>2044</u>
■ Roth IRA	\$1,074,306	\$2,585,445	\$3,464,744
■ Other Assets	\$500,694	\$1,059,109	\$1,359,556

## Analysis of Assets at Second Death (2044)

Value of possible additional deferral of distributions not included.



# Asset Comparison

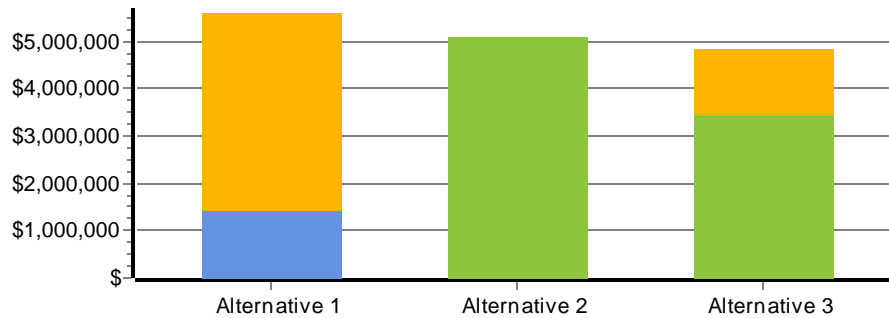
7/10/2020

Prepared for Fred

## Assumptions

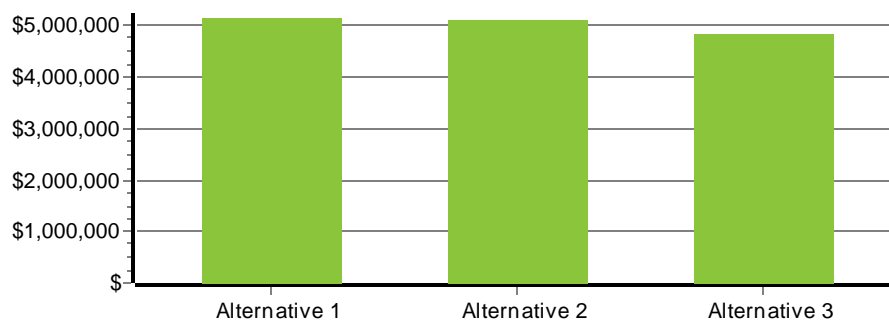
2020 Retirement Plan Balance:	\$1,500,000
Retirement Plan Annual Growth Rate:	5.00%
Inflation Rate:	3.00%
Birth Date of Fred:	1/1/1952
Birth Date of Ethel:	1/1/1955

## Asset Comparison



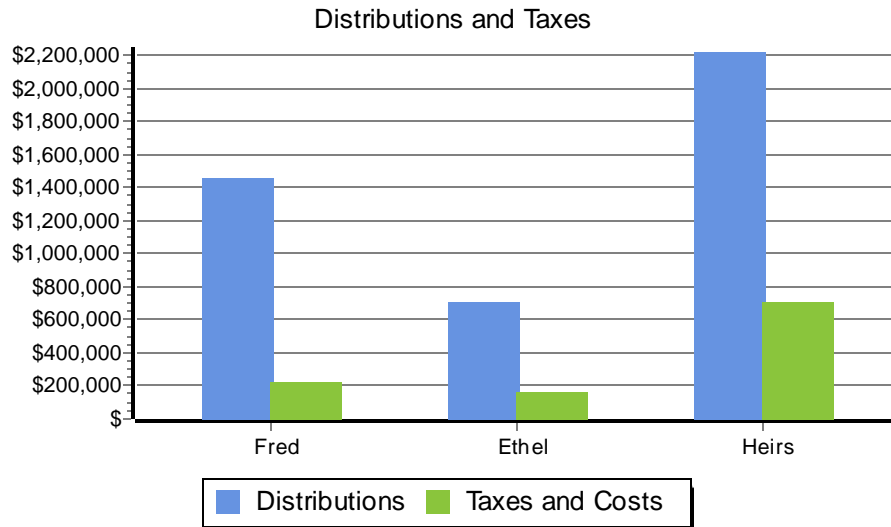
Year Second Spouse Dies	Alternative 1 No Roth IRA 2044	Alternative 2 Roth IRA Conversion, Tax Paid from Other 2044	Alternative 3 Roth IRA Conversion, Tax Paid from Roth IRA 2044
Retirement Plan	\$1,426,819	\$0	\$0
Roth IRA	\$0	\$5,079,538	\$3,464,744
Other Assets	\$4,149,267	\$0	\$1,359,556
* Income Taxes	(\$442,808)	\$0	\$0
Net to Estate	\$5,133,277	\$5,079,538	\$4,824,299
Difference		-1.05%	-6.02%

## Net to Estate



\* Values shown represent accounts at second death and assume all assets are immediately available to heirs, with income and estate taxes calculated regarding immediate liquidity. For more details, see the Estate Analysis Report.

Prepared for Fred



Fred	
Retirement Plan:	\$1,500,000
Other Assets:	\$480,282
Distributions 2020 Through 2038:	
Total from Retirement Plan:	\$1,446,506
Income Taxes Paid:	\$221,803
Total Net Distributions:	\$1,224,703

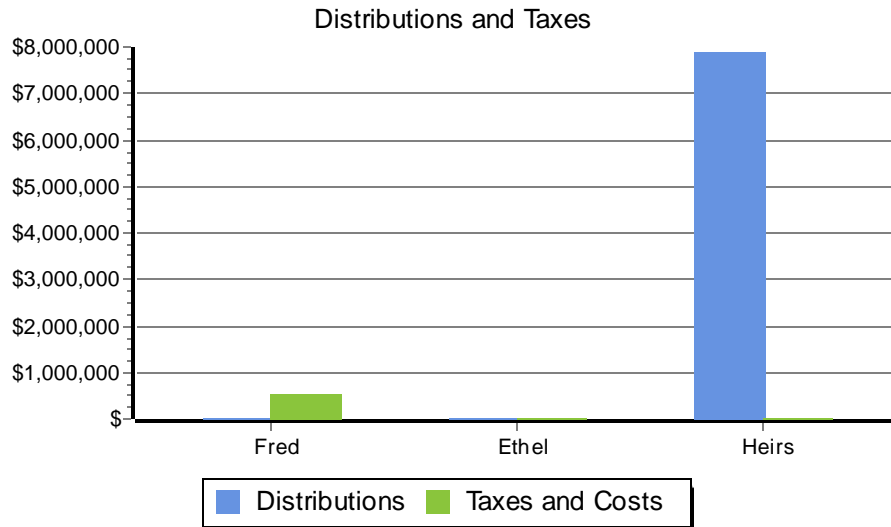
Ethel	
Retirement Plan:	\$1,681,190
Other Assets:	\$2,745,139
Distributions 2039 Through 2044:	
Total from Retirement Plan:	\$696,612
Income Taxes Paid:	\$155,654
Total Net Distributions:	\$540,958

Heirs	
Retirement Plan:	\$1,426,819
Other Assets:	\$4,149,267
Distributions 2045 Through 2054:	
Total from Retirement Plan:	\$2,213,464
Income Taxes Paid:	\$703,592
Total Net Distributions:	\$1,509,872

# Net Distributions: Roth IRA Conversion, Tax Paid from Other

7/10/2020

Prepared for Fred



Fred	
Retirement Plan:	\$1,500,000
Other Assets:	\$480,282
Distributions 2020 Through 2038:	
Conversion Taxes Paid	\$500,694
Total Net Distributions:	-\$500,694

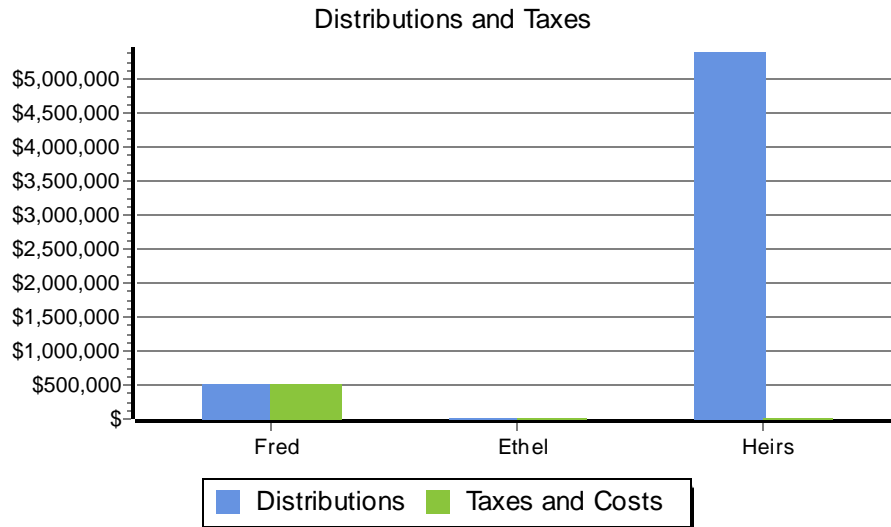
Ethel	
Roth IRA:	\$3,790,429
Distributions 2039 Through 2044:	
Total Net Distributions:	\$0

Heirs	
Roth IRA:	\$5,079,538
Distributions 2045 Through 2054:	
Total from Roth IRA:	\$7,880,032
Total Net Distributions:	\$7,880,032

# Net Distributions: Roth IRA Conversion, Tax Paid from Roth IRA

7/10/2020

Prepared for Fred



Fred	
Retirement Plan:	\$1,500,000
Other Assets:	\$480,282
Distributions 2020 Through 2038:	
Total from Roth IRA:	\$500,694
Conversion Taxes Paid	\$500,694
Total Net Distributions:	\$0

Ethel	
Roth IRA:	\$2,585,445
Other Assets:	\$1,059,109
Distributions 2039 Through 2044:	
Total Net Distributions:	\$0

Heirs	
Roth IRA:	\$3,464,744
Other Assets:	\$1,359,556
Distributions 2045 Through 2054:	
Total from Roth IRA:	\$5,374,954
Total Net Distributions:	\$5,374,954

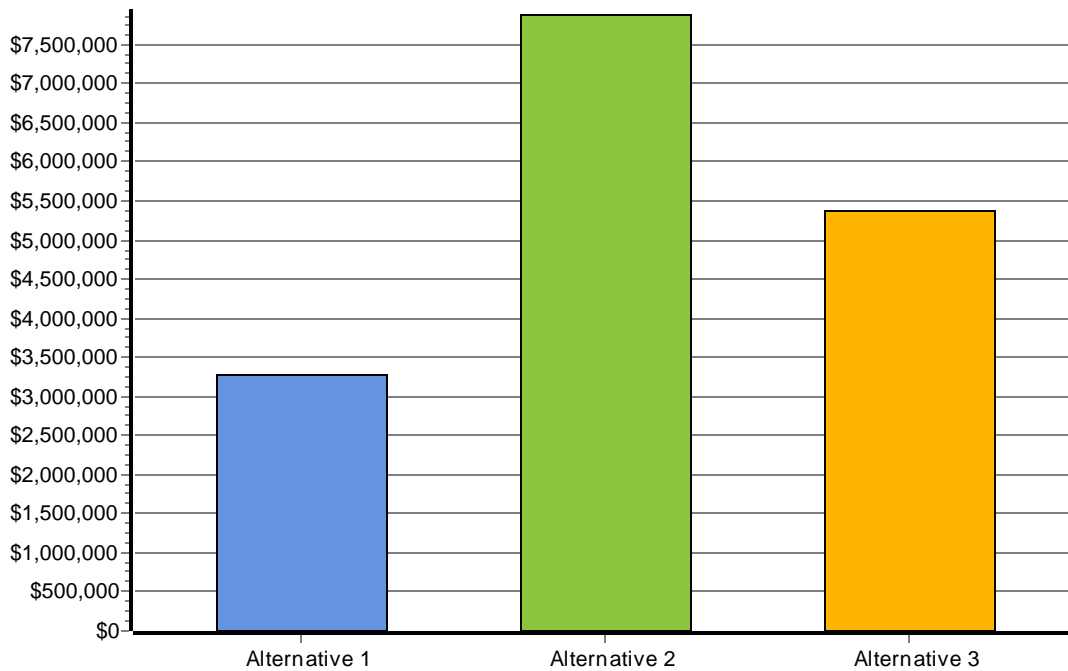
# Net Distributions Comparison

7/10/2020

Prepared for Fred

Assumptions	
2020 Retirement Plan Balance:	\$1,500,000
Retirement Plan Annual Growth Rate:	5.00%
Inflation Rate:	3.00%
Birth Date of Fred:	1/1/1952
Birth Date of Ethel:	1/1/1955

Comparison of Value Received from Retirement Accounts



Total Value Received By	Alternative 1 No Roth IRA	Alternative 2 Roth IRA Conversion, Tax Paid from Other	Alternative 3 Roth IRA Conversion, Tax Paid from Roth IRA
Fred	\$1,224,703	\$0	\$0
Ethel	\$540,958	\$0	\$0
Jim	\$1,509,872	\$7,880,032	\$5,374,954
*Conversion Expenses	\$0	\$500,694	\$500,694
<b>Total</b>	<b>\$3,275,533</b>	<b>\$7,880,032</b>	<b>\$5,374,954</b>
Difference	---	140.57%	64.09%

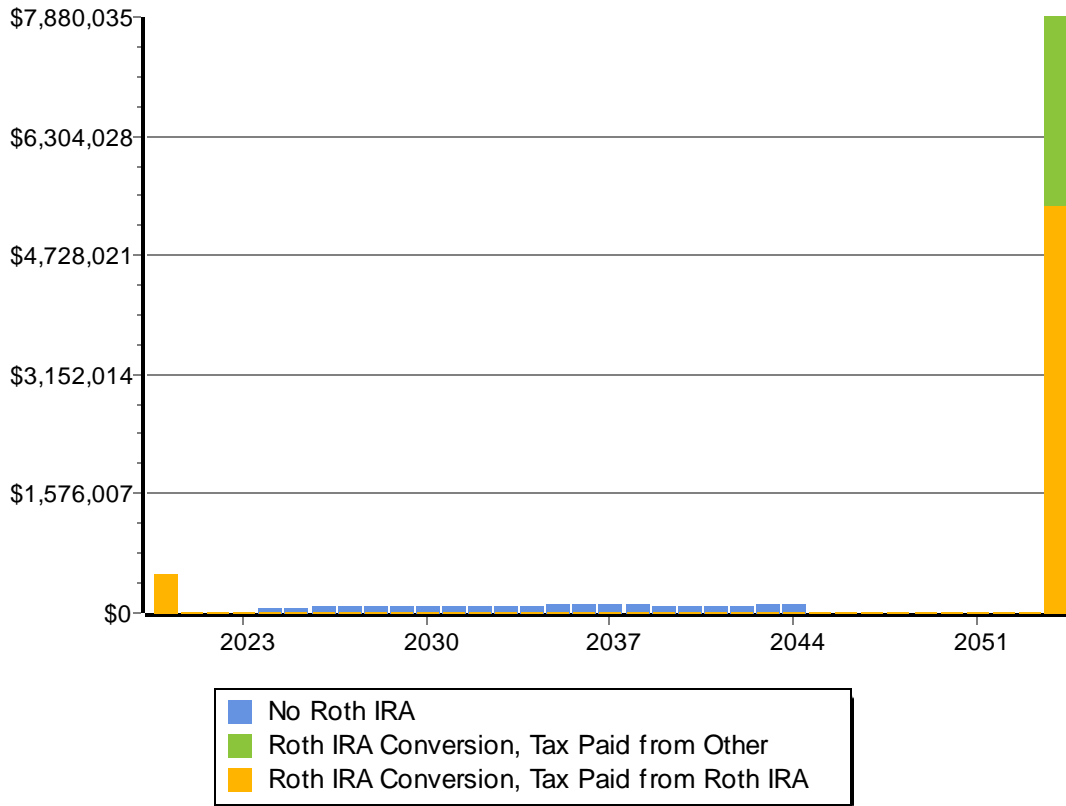
\*Conversion expenses are not included in the 'Total' displayed



# Retirement Accounts Net Distributions

7/10/2020

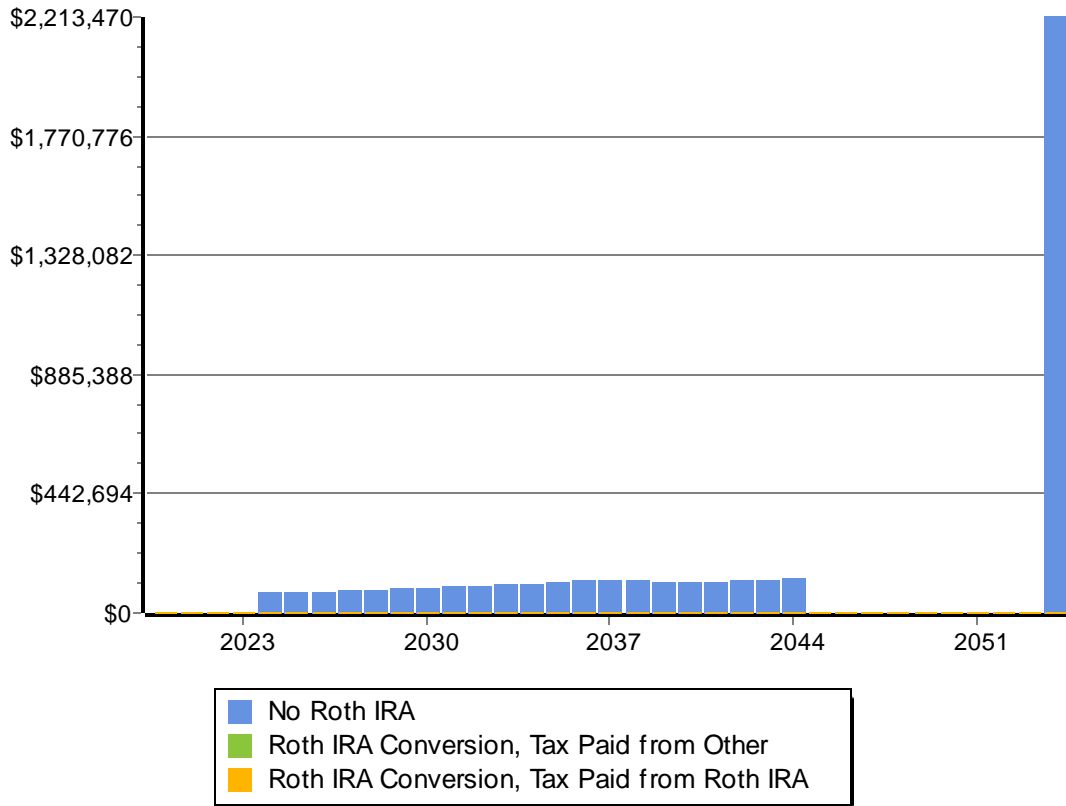
Prepared for Fred



# Retirement Plan Distributions

7/10/2020

Prepared for Fred



# Roth IRA Ending Value

7/10/2020

Prepared for Fred

